

JOSHUA ACADEMY



Annual Education Report 2017-2018

1230 E. Illinois Street
Evansville, IN 47711
Phone (812) 401-6300
Fax (812) 401-6307

Website: www.JoshuaAcademySchools.com

* Kindergarten - 7th Grade
* Tuition Free
* Morals-Based Education
* Small Class Sizes
* Individualized Math and Reading Instruction


JOSHUA ACADEMY
Learning. Growing.

Enrolling



Joshua Academy

Joshua Academy
1230 East Illinois Street, Evansville, IN 47711
812-401-6300
www.JoshuaAcademySchools.com
Better with a "B"



We NOW have an
Indiana Department of
Education Grade of a
"B".

June 1, 2019

Thank you for your interest in Joshua Academy. It is my pleasure to share with you, a synopsis of our results from the 2017-2018 school year. Our remarkable educational team has worked tirelessly with focus and tenacity to nurture and guide our students. Because of our attention to building a school culture of character development and academic achievement our students have demonstrated great strides both socially and academically.

The State Board has established accreditation levels and assigns each public school and corporation an accreditation status based on the areas of Student Performance and Growth to Proficiency. We are very excited, that because of our student performance for the 2017-2018 school year, Joshua Academy has earned a letter grade of a "B".

While we are very proud of this accomplishment, this is only the beginning! Please know that we will continue to work hard to effectively increase growth and achievement levels for everyone involved. **WE ARE, Joshua Academy!**

Sincerely,

Arveneda McDonald, MEd
Principal



Mission and Vision Statements

Joshua Academy's mission is to provide a nurturing learning environment that allows children to uniquely develop into well-rounded individuals who can reach their fullest potential. Joshua Academy strives to provide a high-quality educational experience that is similar to that of other private schools to children who would otherwise not be able to afford such an experience.

Joshua Academy's vision is to be a holistic, morals-based educational program, preparing students to become responsible, caring, and self-sufficient members of their community.

Belief Statements

Joshua Academy is guided by the core values of:

- ✚ Dedication (affirming the hope and joy within our education mission)
- ✚ Innovation (courageous creativity)
- ✚ Integrity (inspiring trust through personal leadership)
- ✚ Respect (reverence and compassion for the dignity and diversity of each person)

Educational Philosophy

"The purpose of teaching, I believe, is not just to master factual material, but also to teach the student how to think, and to encourage him/her to think. The ability to reason, to analyze logically, will survive long after the student's retention of a memorized fact is lost."

Marva Collins, noted educator

Joshua Academy

OUR TEAM

2018-2019

| Board of Directors | |
|--|-----------------------------|
| Founder | Rev. Larry Rascoe |
| President | Dr. Dionne Blue |
| Vice President | Patricia Lowery |
| Treasurer | James Snapp |
| Corporate Secretary | Dr. Cassandra Gray |
| Member | Rhea Jones Price |
| Member | Dr. Ashley Jordan |
| Member | Dr. Mohammed Khayum |
| Member | Zachary LaGrange |
| Parent-Teacher Fellowship Representative | Allison Skelton |
| Administrative Staff | |
| Executive Director | Ms. Pamela Decker |
| Principal | Mrs. Arveneda McDonald |
| Finance Manager | Mrs. Sandy Byers |
| Health and Wellness Coordinator | Mrs. Pam Nunning |
| Facility Manager | Mr. Michael Armstrong |
| School Secretary | Miss Megan Hoye |
| Instructional Staff | |
| Physical Education | Mr. Jeremy Rittenbery |
| Special Education | Mr. Ronald Beard |
| Speech and Language | Ms. Kara Nichols |
| Title I, Grades 2-6 | Ms. Mandy Ford |
| Title I, Grade 5-6 | Ms. Susan Dryman |
| Agriculture | Rev. Larry Rascoe |
| Title I Assistant, Grades 2-4 | Mrs. Alhamisi Griffin |
| | |
| Kindergarten 1 | Miss Briana Campbell |
| Kindergarten 2 | Miss. Caitlyn Smith |
| Kindergarten 3 | Ms. Rachel Miller |
| First Grade 1 | Miss Erica Outlaw |
| First Grade 2 | Miss Angela Fields |
| Second Grade 1 | Miss Hillary Hester |
| Second Grade 2 | Mrs. Sara Mason |
| Third Grade 1 | Mrs. Allison Church-DeCosta |
| Third Grade 2 | Ms. Tonya Kunst |
| Fourth Grade | SFC Kenneth R. Walker |
| Fifth Grade | Mrs. Debra Hughes |
| Sixth Grade | Mr. Christopher Cole |
| Support Staff | |
| Custodian | Mr. Alexander Rivet |
| Custodian | Mr. Nick Rivet |
| Cafeteria Manager | Mrs. Lesley Haddad |
| Cafeteria Assistant | Ms. Marla Scott |
| Cafeteria Assistant | Ms. LeKiesha Fain |
| Children's Zone | |
| Program Coordinator | Miss Diane Bickham |
| Program Assistant | Mr. Jerry Hazelwood |
| Program Assistant | Mrs. Alhamisi Griffin |

Joshua Academy

EXECUTIVE SUMMARY

Joshua Academy is a K-6 public charter school. The school operates a school wide Title I program. During the 2017-2018 school year 184 students were enrolled at Joshua Academy. Over eighty percent of the students reside in the central city area of Evansville, IN. Charter schools allow students from any part of Indiana to attend. Currently there are students attending the school who reside in Vanderburgh and Warrick counties. The school building that Joshua Academy occupies was vacated by the Evansville-Vanderburgh School Corporation in 2010 and gifted to Joshua Academy. The Evansville-Vanderburgh School Corporation is the school's charter sponsor.

The school is physically located in Pidgeon Township, a predominantly Caucasian (81%) urban neighborhood where the median household income is \$27,261.00. Over fifty percent of the homes are rental properties. Demographically Joshua Academy's student population is 71.5% African American, 17.6% Multiracial, 9.1% Caucasian, 1.2% Hispanic, and 0.6% Asian. The school participates in the National School Lunch Program where 88.5% of students qualified for free or reduced lunch.

For the 2017-2018 school year, Joshua Academy had 15 highly-qualified licensed teachers, 1 Para-Professional certified Title I assistant, a part time speech pathologist, a full-time assistant principal in charge of school culture, and a full-time executive director in charge of business affairs and facilities.

Uniquely Joshua Academy offers a longer school year (192 days of instruction) and a longer school day in comparison to the local school corporation. Students in grades 4-6 participate weekly in an hands-on experience in agriculture. The school offers a before and after school program through CCDF. There is a full range of extracurricular activities like chess club, basketball, boys and girl scouts, College Mentors for Kids, and cheerleading to name a few.

Areas in Need of Improvement

- ❖ Data shows that interventions for basic fact fluency needs to continue school wide. Teachers will continue to provide time for students to work on their basic fact mastery. Our goal is for each student to be at 90% mastery of grade level basic facts in 2nd-6th grades.
- ❖ School data also confirms that teachers need to receive additional professional development in effective math and reading strategies to help improve instruction in these subject areas.
- ❖ Struggling teachers need coaching and modeling to help improve delivery of instruction.
- ❖ We need to be able to better confirm the success of individual intervention strategies being used. How well do the interventions used really work? Are they being executed effectively?
- ❖ Classroom management is still an issue in some homerooms. Is PBIS being used with fidelity? What additional training or support do teachers need?
- ❖ Professional development is needed to ensure better alignment of formative assessments to the standards. Are teachers effectively tracking individual student mastery of standards?
- ❖ Additional time for math instruction is needed. We added 30 additional minutes to the school day to create a 90-minute math block. Is the time being used effectively?
- ❖ The progress monitoring piece (STAR Reading and Math) does not assess kindergarten. Kindergarten teachers had to use running records to get a reading level for kindergarten students.
- ❖ Lack of support staff (i.e. academic coaches, counselors, classroom assistants) impacts outcomes. We are building a cadre of volunteers from the universities to help with this.
- ❖ Continued need to upgrade student and the school's technology (see technology initiative).
- ❖ Continue to recruit and retain a diverse teaching staff (see cultural competency).

Joshua Academy

2017-2018 ANNUAL PERFORMANCE REPORT

Joshua Academy

2018 Annual Performance Report

Joshua Academy, Evansville 9495

| Indicator | Corporation Results | | | | State |
|---|---------------------|---------|---------|----------|-------------|
| | '14-'15 | '15-'16 | '16-'17 | '17-'18 | Total |
| Student Enrollment | 245 | 224 | 165 | 187 | 1,139,822 |
| Number of Certified Teachers | 22 | 18 | 17 | 16 | 60,085 |
| Teacher Salary Range - Minimum | | | | \$32,020 | \$34,165.70 |
| Teacher Salary Range - Maximum | | | | \$43,094 | \$65,536.65 |
| Number of Students in Special Education | 28 | 10 | 16 | 18 | 174,863 |
| Percent of Students in Special Education | 11.4 | 4.5 | 9.7 | 9.6 | 16.0 |
| Number of Students in Gifted and Talented Education | | | 23 | 25 | 143,100 |
| Percent of Students in Gifted and Talented Education | 0.0 | 0.0 | 13.9 | 13.4 | 13.6 |
| Number of Students Receiving Free or Reduced Lunches | 212 | 203 | 146 | 179 | 547,597 |
| Percent of Students Receiving Free or Reduced Price Lunches | 86.5 | 90.6 | 88.5 | 95.7 | 49.6 |
| Percent of Limited English Proficiency Students | | | | | 5.3 |
| Number of Students in Foster Care | N/A | N/A | N/A | 0 | 17.12 |
| Percent of Students in Foster Care | N/A | N/A | N/A | 0.0 | 0.8 |
| Intra District Mobilty | 0 | 0 | 0 | 0 | |
| Inter District Mobility | 7 | 9.6 | 11.8 | 11.7 | |

Corporation Goals for Expenditure Categories in Indiana Code 20-42.5-3-5

Joshua Academy

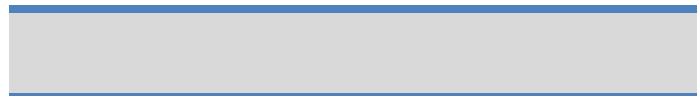
Joshua Academy

2018 Annual Performance Report

Joshua Academy, Evansville 8203

| Indicator | School Results | | | | State |
|--|----------------|---------|---------|---------|-----------|
| | '14-'15 | '15-'16 | '16-'17 | '17-'18 | Total |
| A-F Accountability Grade | D | D | C | B | |
| Student Enrollment | 245 | 224 | 165 | 187 | 1,139,822 |
| Number of Certified Teachers | 22 | 18 | 17 | 16 | 60,085 |
| Percentage of Students Passing IREAD | 81.1 | 77.8 | 96.3 | 88.5 | 86.6 |
| * Grade 3 Percent Passing ISTEP+ Math Standard | 54.5 | 50.0 | 57.6 | 61.5 | 59.3 |
| * Grade 3 Percent Passing ISTEP+ Language Arts Standard | 60.0 | 54.5 | 57.6 | 53.8 | 67.4 |
| * Grade 4 Percent Passing ISTEP+ Math Standard | 57.1 | 36.6 | 40.0 | 28.0 | 60.9 |
| * Grade 4 Percent Passing ISTEP+ Language Arts Standard | 64.3 | 53.3 | 57.8 | 48.0 | 63.8 |
| * Grade 4 Percent Passing ISTEP+ Science Standard | 60.7 | 30.0 | 45.0 | 40.0 | 57.6 |
| * Grade 5 Percent Passing ISTEP+ Math Standard | 14.3 | 50.0 | 35.0 | 42.1 | 65.6 |
| * Grade 5 Percent Passing ISTEP+ Language Arts Standard | 35.7 | 64.2 | 50.0 | 57.9 | 60.4 |
| * Grade 5 Percent Passing ISTEP+ Social Science Standard | 60.7 | 64.2 | 45.0 | 47.4 | 56.0 |
| * Grade 6 Percent Passing ISTEP+ Math Standard | 13.3 | 37.5 | 64.2 | 55.6 | 57.9 |
| * Grade 6 Percent Passing ISTEP+ Language Arts Standard | 53.3 | 62.5 | 71.4 | 72.2 | 65.2 |
| * Grade 6 Percent Passing ISTEP+ Science Standard | 40.0 | 50.0 | 78.5 | 55.6 | 58.2 |
| Pupil Enrollment to Certified Employee Ratio | 11.6 | 11.7 | 9.1 | 11.6 | 13.5 |
| Attendance Rate | 95.9 | 95.9 | 96.5 | 95.5 | 95.3 |
| Number of Students with More Than 10 Unexcused Days Absent | 21 | 20 | 8 | 18 | 76,150 |
| Number of Students absent greater than 10% of School Year | 15 | 12 | 5 | 13 | 80423 |
| Number of Students Suspended | 30 | 38 | 20 | 20 | 96,436 |
| Number of Out of School Suspensions | 52 | 70 | 18 | 20 | 65,437 |
| Number of In School Suspensions | | 1 | 3 | | 49,853 |

* In 2014-15 Indiana transitioned to new, more rigorous college-and-career ready standards and a new statewide assessment to measure these standards. Therefore, results are not comparable to previous data.



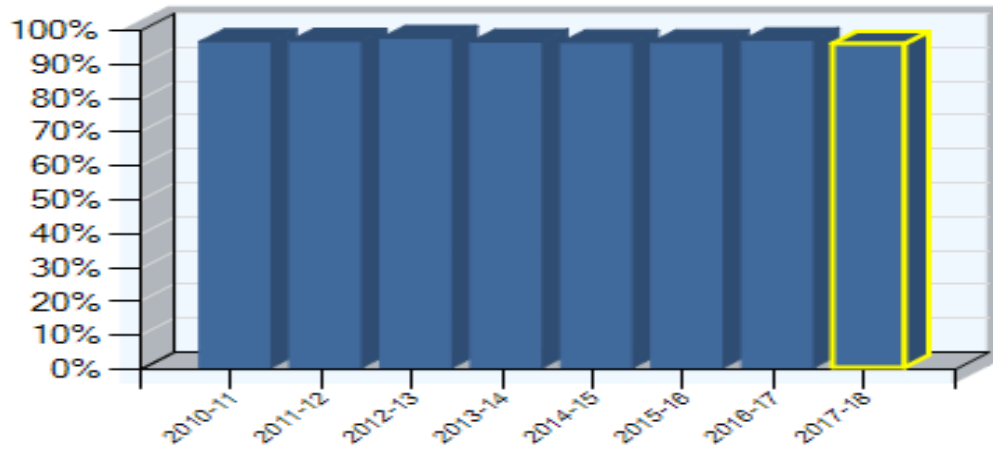
Joshua Academy

ATTENDANCE DATA

Attendance By Grade

| Grade | 2010-11 | 2011-12 | 2012-13 | 2013-14 | 2014-15 | 2015-16 | 2016-17 | 2017-18 |
|--------------|---------|---------|---------|---------|---------|---------|---------|---------|
| Kindergarten | 95.4% | 96.4% | 96.2% | 96.2% | 95.8% | 95.1% | 95.8% | 92.4% |
| Grade 1 | 95.9% | 96.5% | 96.3% | 96.0% | 96.3% | 96.1% | 96.4% | 95.8% |
| Grade 2 | 96.5% | 96.1% | 97.5% | 95.4% | 96.7% | 96.7% | 97.1% | 96.7% |
| Grade 3 | 96.1% | 95.8% | 97.5% | 96.2% | 95.4% | 96.7% | 96.2% | 97.2% |
| Grade 4 | 96.5% | 97.3% | 98.1% | 96.4% | 96.1% | 95.3% | 97.0% | 95.8% |
| Grade 5 | 96.7% | 95.8% | 97.6% | 95.6% | 94.3% | 96.3% | 96.3% | 96.4% |
| Grade 6 | | | 98.0% | 97.2% | 96.1% | 94.4% | 96.7% | 95.8% |
| All Grades | 96.1% | 96.3% | 97.0% | 96.0% | 95.9% | 95.9% | 96.5% | 95.5% |

Attendance Rate Trend



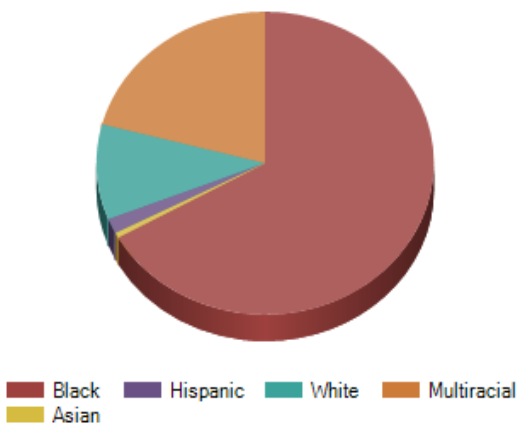
Joshua Academy

ENROLLMENT DATA

Enrollment By Grade

| Grade | 2014-15 | 2015-16 | 2016-17 | 2017-18 |
|-------------------------|------------|------------|------------|------------|
| Kindergarten | 50 | 37 | 29 | 40 |
| Grade 1 | 44 | 36 | 28 | 31 |
| Grade 2 | 45 | 34 | 28 | 27 |
| Grade 3 | 38 | 39 | 28 | 26 |
| Grade 4 | 26 | 30 | 18 | 26 |
| Grade 5 | 27 | 30 | 20 | 19 |
| Grade 6 | 15 | 18 | 14 | 18 |
| Total Enrollment | 245 | 224 | 165 | 187 |

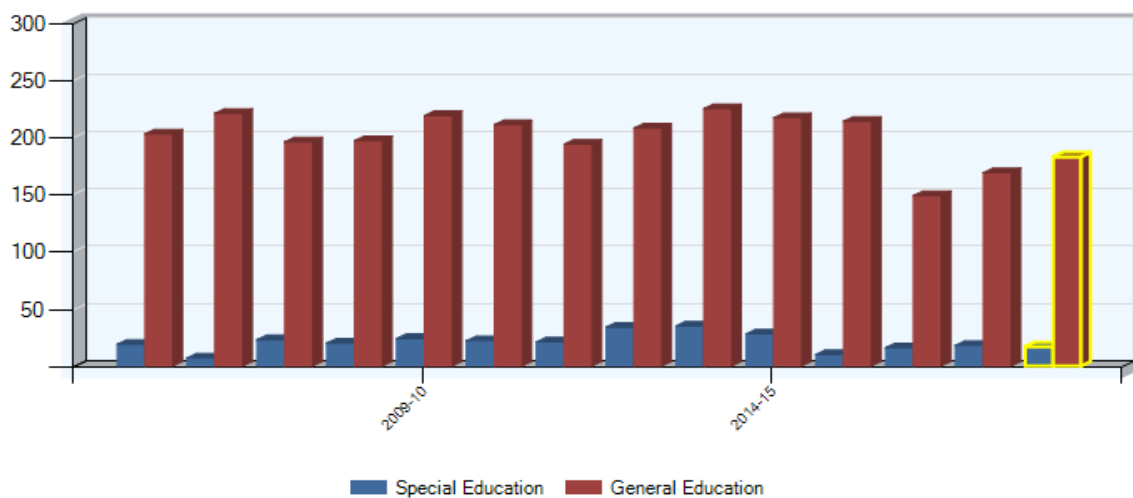
Enrollment 2017-18 by Ethnicity



Enrollment 2017-18 by Free/Reduced Price Meals



Enrollment Trend by Special Education



Joshua Academy

ACADEMIC DATA

According to internal interim assessment data, the school's total for meeting the math goal was 82.04% and the school total for meeting the goal in reading was 72.85%. Teachers who met the expectation were awarded performance pay for reading and/or math.

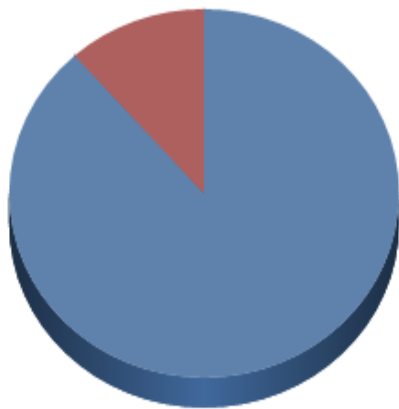
STAR Reading data revealed a deficit in fact fluency for grades 2nd-5th. Teachers spent time explicitly teaching and tracking student mastery of basic facts in addition, subtraction, multiplication, and division. The goal was for each student/ and or homeroom to receive 90% on fact fluency in addition, subtraction, multiplication, and division. Data analysis revealed a significant deficit in the school's results for all areas. Sixth grade did master addition and multiplication facts as a homeroom. Second grade mastered addition facts.

ISTEP Spring 2017

Reading scores improved in 3rd grade from the previous year by 1%. Math scores improved by 3.6% from the previous year. Percentage passing for both subjects in 3rd grade improved 10% from the previous year.

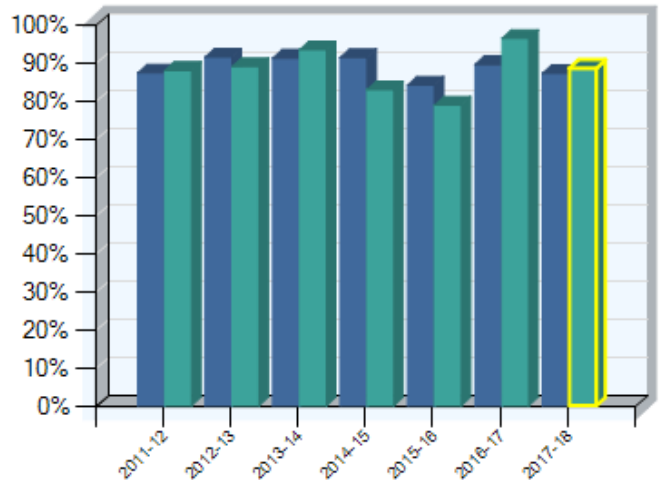
Fourth grade scores in ELA improved 7.7% from the previous year in ELA. Math scores for 4th grade improved 7.7% from the previous year. Percentage passing for both subjects improved 8.8% from the previous year.

IREAD-3 2017-18 **



■ Pass ■ Did Not Pass

IREAD-3 Percent Passing Trend

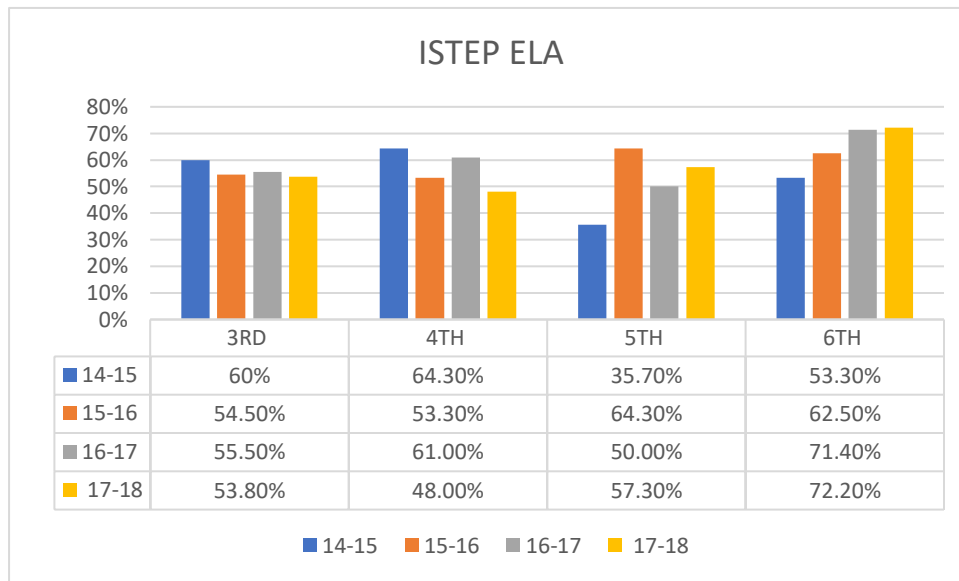


■ Indiana ■ School

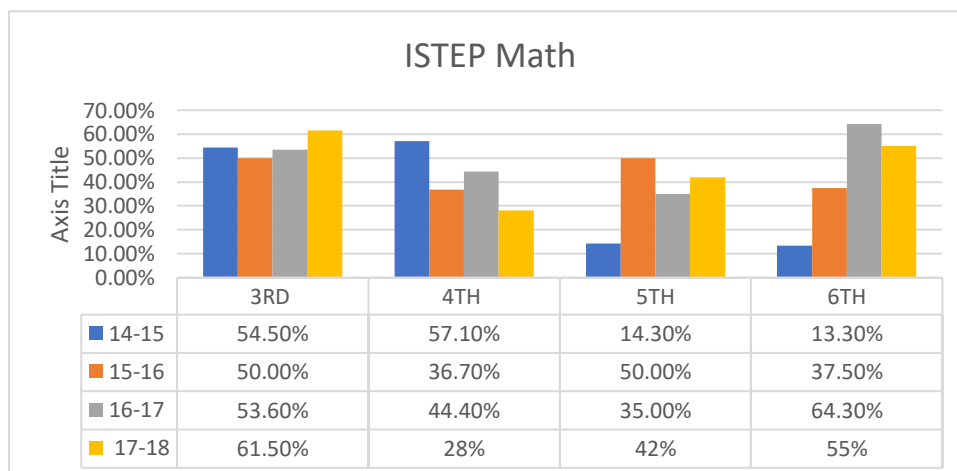
Joshua Academy

ISTEP+ 2014-2018

| ISTEP ELA Percent Passing | 14-15 | 15-16 | 16-17 | 17-18 |
|------------------------------|-------|-------|-------|-------|
| 3RD | 60% | 54.5% | 55.5% | 53.8% |
| 4TH | 64.3% | 53.3% | 61.0% | 48.0% |
| 5TH | 35.7% | 64.3% | 50.0% | 57.3% |
| 6TH | 53.3% | 62.5% | 71.4% | 72.2% |

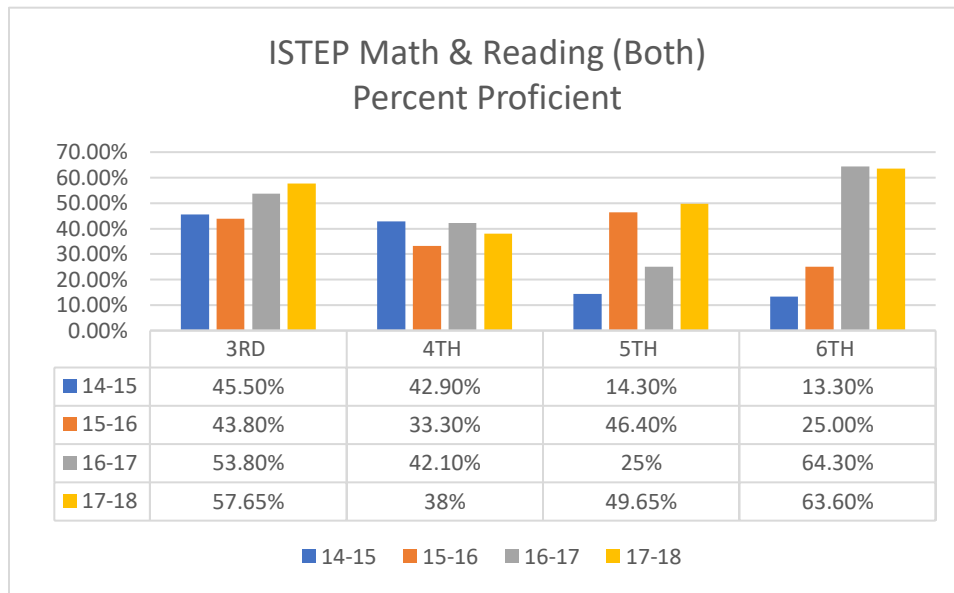


| ISTEP MATH Percent Passing | 14-15 | 15-16 | 16-17 | 17-18 |
|-------------------------------|-------|-------|-------|-------|
| 3RD | 54.5% | 50.0% | 53.6% | 61.5% |
| 4TH | 57.1% | 36.7% | 44.4% | 28% |
| 5TH | 14.3% | 50.0% | 35.0% | 42% |
| 6TH | 13.3% | 37.5% | 64.3% | 55% |

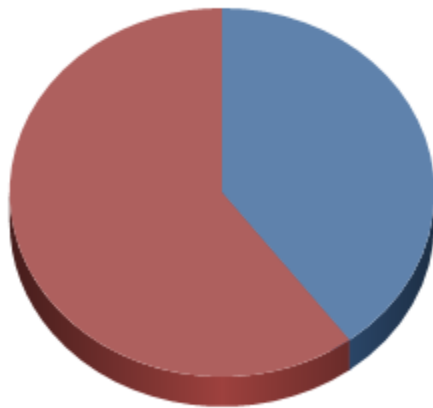


Joshua Academy

| ISTEP MATH/ELA (BOTH) Percent Passing | 14-15 | 15-16 | 16-17 | 17-18 |
|--|-------|-------|-------|--------|
| 3RD | 45.5% | 43.8% | 53.8% | 57.65% |
| 4TH | 42.9% | 33.3% | 42.1% | 38% |
| 5TH | 14.3% | 46.4% | 25% | 49.65% |
| 6TH | 13.3% | 25.0% | 64.3% | 63.6% |

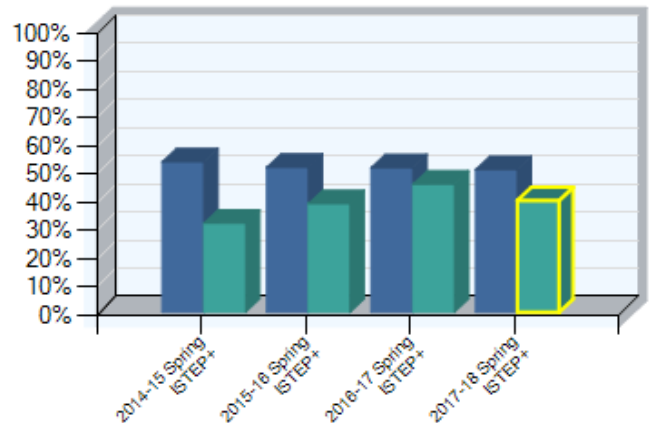


ISTEP+ 2017-18



■ Pass ■ Did Not Pass

ISTEP+ Percent Passing Trend



■ Indiana ■ School

Joshua Academy

SPECIAL EDUCATION DATA



Dr. Jennifer McCormick
Superintendent of Public Instruction

Working Together for Student Success

MEMORANDUM

TO: Ms. Pamela Decker, Superintendent
9495 Joshua Academy

ECC: N/A , Special Education Planning District Director
Susan Smith, Local Special Education Administrator

FROM: Dr. Pamela Wright, Director, Office of Special Education

SUBJECT: LEA Determination for FFY 2016 (SY 16-17)

DATE: January 26, 2018

The Individuals with Disabilities Education Act (IDEA) requires the Department of Education, Office of Special Education (DOE/OSE) to determine if each local educational agency (LEA) meets the requirements of Part B of the IDEA. Based on an LEA's score on a number of criteria, the LEA is ranked in one of four categories of determination: meets requirements, needs assistance, needs intervention, and needs substantial intervention.

The chart below details the score range for each determination as well as your LEA score.

| Determination | Score Range | | Determination | Score Range |
|---|-------------|--|--------------------------------|-------------|
| Meets Requirements | ≥80% - 100% | | Needs Intervention | ≤59% |
| Needs Assistance | 60% - 79% | | Needs Substantial Intervention | N/A |
| The score is calculated by the total points assigned for each applicable indicator divided by the total applicable indicators multiplied by 2 ¹ . The calculation for your LEA is: | | | | |
| $4 \div (2 \times 2) = 100$ | | | LEA Score: 100 % | |

Based on the overall score, the Department ranks your LEA as: **Meets Requirements.**

Joshua Academy

FINANCIAL DATA

9495 Joshua Academy

INDIANA DEPARTMENT OF EDUCATION
Office of School Finance

pg. 1 of 1
4/24/2019 8:04:27 PM

FORM 9 FINANCIAL REPORT Summary of Receipts and Expenditures

| Fund | Beginning Cash Balance | Receipts | Receipt Exceptions And Adjustments | Expenditures | Expenditures Exceptions Minus Adjustments | Ending Cash Balance |
|--------------|------------------------|-----------------------|------------------------------------|-----------------------|---|----------------------|
| | 7/1/2017 - 6/30/2018 | 7/1/2017 - 6/30/2018 | 7/1/2017 - 6/30/2018 | 7/1/2017 - 6/30/2018 | 7/1/2017 - 6/30/2018 | 7/1/2017 - 6/30/2018 |
| 100 | \$ 65,104.22 | \$ 1,396,842.07 | \$ 19,268.86 | \$ 1,401,583.03 | \$ 13,605.54 | \$ 66,026.58 |
| 800 | \$ 51,993.72 | \$ 151,664.33 | \$ 0.00 | \$ 154,520.92 | \$ 0.00 | \$ 49,137.13 |
| 900 | \$ 0.00 | \$ 15,704.68 | \$ 13,605.54 | \$ 29,310.22 | \$ 0.00 | \$ 0.00 |
| 1300 | (\$ 1,706.15) | \$ 42,308.47 | \$ 0.00 | \$ 42,789.70 | \$ 0.00 | (\$ 2,187.38) |
| 1650 | \$ 42,721.63 | \$ 36,048.44 | \$ 0.00 | \$ 38,304.12 | \$ 19,268.86 | \$ 21,197.09 |
| 3028 | \$ 0.00 | \$ 2,372.70 | \$ 0.00 | \$ 2,372.70 | \$ 0.00 | \$ 0.00 |
| 3720 | \$ 0.00 | \$ 4,529.64 | \$ 0.00 | \$ 4,529.64 | \$ 0.00 | \$ 0.00 |
| 3750 | \$ 0.00 | \$ 5,573.92 | \$ 0.00 | \$ 5,573.92 | \$ 0.00 | \$ 0.00 |
| 4120 | (\$ 10,001.61) | \$ 23,534.75 | \$ 0.00 | \$ 13,102.52 | \$ 430.62 | \$ 0.00 |
| 4130 | \$ 0.00 | \$ 102,592.15 | \$ 430.62 | \$ 108,874.36 | \$ 0.00 | (\$ 5,851.59) |
| 4195 | (\$ 4,614.76) | \$ 43,469.75 | \$ 0.00 | \$ 41,477.90 | \$ 0.00 | (\$ 2,622.91) |
| 5900 | \$ 0.00 | \$ 20,000.00 | \$ 0.00 | \$ 20,000.00 | \$ 0.00 | \$ 0.00 |
| 6840 | (\$ 1,719.73) | \$ 11,425.64 | \$ 0.00 | \$ 10,599.89 | \$ 0.00 | (\$ 893.98) |
| Total | \$141,777.32 | \$1,856,066.54 | \$33,305.02 | \$1,873,038.92 | \$33,305.02 | \$124,804.94 |

9495 Joshua Academy

INDIANA DEPARTMENT OF EDUCATION
Office of School Finance

pg. 1 of 1
4/24/2019 8:05:04 PM

FORM 9 FINANCIAL REPORT Statement of Obligations

| Bonds and other Indebtness | Account | Beginning Principal Outstanding (901) | Adjustment to Beginning Principal | Principal Created (902) | Principal Paid (904) | Ending Principal Outstanding (905) | Interest Debt (906) |
|----------------------------|----------------------|---------------------------------------|-----------------------------------|-------------------------|----------------------|------------------------------------|----------------------|
| | 7/1/2017 - 6/30/2018 | 7/1/2017 - 6/30/2018 | 7/1/2017 - 6/30/2018 | 7/1/2017 - 6/30/2018 | 7/1/2017 - 6/30/2018 | 7/1/2017 - 6/30/2018 | 7/1/2017 - 6/30/2018 |
| Total | | | | \$0.00 | | | |